

# How to make a christingle

sing up


Love learning. Start singing

## what you will need:

- ★ An orange
- ★ Some foil
- ★ A candle (such as a birthday candle but not a tea light)
- ★ Red ribbon or tape (enough to go round the orange)
- ★ 4 cocktail sticks
- ★ Sweets or dried fruit
- ★ A tool to make a hole in the top of the orange with


## step 1

Make a hole in the top of your orange (with scissors, a sharp pencil or your thumb)




## step 2

Push your candle through the foil into the hole in the top on your orange so it's secure




## step 3

Wrap a strip of red tape or ribbon around the middle of your orange and secure it



## step 4

Stick the 4 cocktail sticks into the orange around the candle



## step 5

Push the sweets/fruit onto the sticks (ensuring the ends are covered)



## step 6

Light the candle (with the help of an adult)



## what the components mean:

- ★ The **orange** represents the world
- ★ The **candle** reminds Christians of Jesus, who they believe to be the light of the world
- ★ The **red ribbon** goes around the 'world' and, being the colour of blood, reminds Christians that Jesus died
- ★ The **four cocktail sticks** could have one of two meanings; the four seasons or the four corners of the world
- ★ The **sweets** (or sometimes dried fruit) remind Christians of God's gifts to the world, including kindness and love